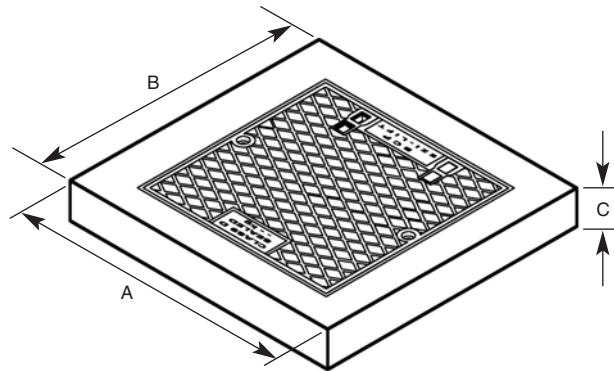


CAST IRON COVERS SQUARE AND RECTANGULAR SOLID TOP IN CONCRETE



Class B

Order Code	Dimensions mm			Pit Size	Mass kg
	A	B	C		
PLA-CICST44B	800	800	150	450 x 450	240
PLB-CICST44B	900	900	150	600 x 600	

PLC-CICST64B	1100	800	150	900 x 600	410
PLF-CICST64B	1100	950	150	900 x 750	

PLB-CICST66B	1000	1000	150	600 x 600	300
PLC-CICST66B	1300	1000	150	900 x 600	410
PLF-CICST66B	1300	1000	150	900 x 750	540
PLD-CICST66B	1100	1100	150	900 x 900	540
PLG-CICST66B	1400	1100	150	1200 x 900	320
PLE-CICST66B	1400	1400	150	1200 x 1200	740
PLH-CICST66B	1700	1700	150	1500 x 1500	

PLC-CICST96B	1300	1000	150	900 x 600	330
PLF-CICST96B	1100	950	150	900 x 750	

PLD-CICST99B2P	1300	1300	150	900 x 900	
PLG-CICST99B2P	1400	1100	150	1200 x 900	
PLE-CICST99B2P	1400	1400	150	1200 x 1200	740
PLH-CICST99B2P	1700	1700	150	1500 x 1500	

Class D

Order Code	Dimensions mm			Pit Size	Mass kg
	A	B	C		
PLA-CICST44D	800	800	200	450 x 450	
PLB-CICST44D	900	900	200	600 x 600	390

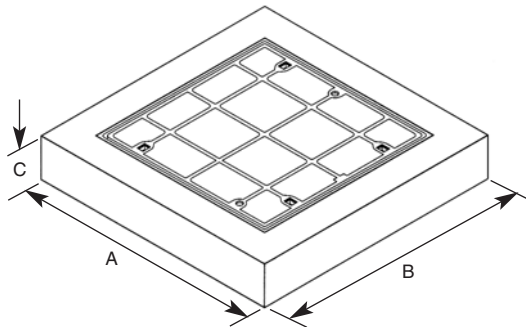
PLC-CICST64D	1100	800	200	900 x 600	
PLF-CICST64D	1100	950	200	900 x 750	

PLB-CICST66D	1000	1000	200	600 x 600	339
PLC-CICST66D	1300	1000	200	900 x 600	540
PLF-CICST66D	1300	1000	200	900 x 750	
PLD-CICST66D	1100	1100	200	900 x 900	579
PLG-CICST66D	1400	1100	200	1200 x 900	
PLE-CICST66D	1400	1400	200	1200 x 1200	790
PLH-CICST66D	1700	1700	200	1500 x 1500	

PLC-CICST96D	1300	1000	200	900 x 600	440
PLF-CICST96D	1100	950	200	900 x 750	

PLD-CICST99D2P	1300	1300	200	900 x 900	
PLG-CICST99D2P	1400	1100	200	1200 x 900	
PLE-CICST99D2P	1400	1400	200	1200 x 1200	980
PLH-CICST99D2P	1700	1700	200	1500 x 1500	

CAST IRON COVERS SQUARE AND RECTANGULAR INFILL IN CONCRETE



Class B

Order Code	Dimensions mm			Pit Size	Mass kg
	A	B	C		
PLA-CICIN44B	800	800	150	450 x 450	230
PLB-CICIN44B	900	900	150	600 x 600	300

PLC-CICIN64B	1100	800	150	900 x 600	410
PLF-CICIN64B	1100	950	150	900 x 750	500

PLB-CICIN66B	900	900	150	600 x 600	300
PLC-CICIN66B	1100	800	150	900 x 600	390
PLF-CICIN66B	1100	950	150	900 x 750	
PLD-CICIN66B	1100	1100	150	900 x 900	540
PLG-CICIN66B	1400	1100	150	1200 x 900	320
PLE-CICIN66B	1400	1400	150	1200 x 1200	740
PLH-CICIN66B	1700	1700	150	1500 x 1500	

PLC-CICIN96B	1300	1000	150	900 x 600	420
PLF-CICIN96B	1100	950	150	900 x 750	

PLD-CICIN99B	1300	1300	150	900 x 900	540
PLG-CICIN99B	1400	1100	150	1200 x 900	520
PLE-CICIN99B	1400	1400	150	1200 x 1200	590
PLH-CICIN99B	1700	1700	150	1500 x 1500	

Class D

Order Code	Dimensions mm			Pit Size	Mass kg
	A	B	C		
PLA-CICIN44D	800	800	200	450 x 450	320
PLB-CICIN44D	900	900	200	600 x 600	390

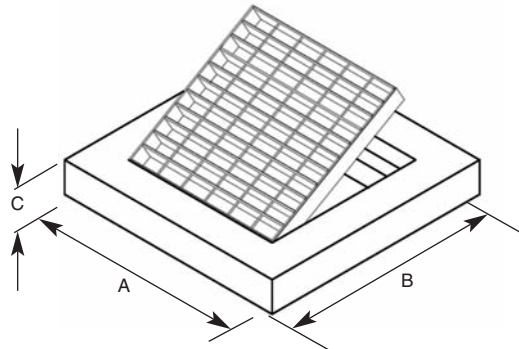
PLC-CICIN64D	1100	800	200	900 x 600	540
PLF-CICIN64D	1100	950	200	900 x 750	

PLB-CICIN66D	900	900	200	600 x 600	410
PLC-CICIN66D	1100	800	200	900 x 600	600
PLF-CICIN66D	1100	950	200	900 x 750	630
PLD-CICIN66D	1100	1100	200	900 x 900	720
PLG-CICIN66D	1400	1100	200	1200 x 900	850
PLE-CICIN66D	1400	1400	200	1200 x 1200	980
PLH-CICIN66D	1700	1700	200	1500 x 1500	

PLC-CICIN96D	1300	1000	200	900 x 600	540
PLF-CICIN96D	1100	950	200	900 x 750	

PLD-CICIN99D	1300	1300	200	900 x 900	720
PLG-CICIN99D	1400	1100	200	1200 x 900	550
PLE-CICIN99D	1400	1400	200	1200 x 1200	980
PLH-CICIN99D	1700	1700	200	1500 x 1500	

GALVANISED GRATES HINGED SUMP GRATES AND FRAMES IN CONCRETE



Class A

Order Code	Dimensions mm			Pit Size	Mass kg
	A	B	C		
PLA-HSG44A	800	800	150	450 x 450	190
PLB-HSG44A	900	900	150	600 x 600	180

PLB-HSG66A	900	900	150	600 x 600	200
PLC-HSG66A	1100	900	150	900 x 600	320
PLF-HSG66A	1100	950	150	900 x 750	
PLD-HSG66A	1100	1100	150	900 x 900	340
PLE-HSG66A	1400	1400	150	1200 x 1200	590

PLC-HSG69A	1300	1000	150	900 x 600	290
PLF-HSG69A	1300	1000	150	900 x 750	

PLD-HSG99A	1300	1300	150	900 x 900	360
PLE-HSG99A	1400	1400	150	1200 x 1200	510

Class B

Order Code	Dimensions mm			Pit Size	Mass kg
	A	B	C		
PLA-HSG44B	800	800	150	450 x 450	190
PLB-HSG44B	900	900	150	600 x 600	180

PLB-HSG66B	900	900	150	600 x 600	220
PLC-HSG66B	1100	900	150	900 x 600	320
PLF-HSG66B	1100	950	150	900 x 750	
PLD-HSG66B	1100	1100	150	900 x 900	360
PLE-HSG66B	1400	1400	150	1200 x 1200	690

PLC-HSG69B	1300	1000	150	900 x 600	290
PLF-HSG69B	1300	1000	150	900 x 750	

PLD-HSG99B	1300	1300	150	900 x 900	360
PLE-HSG99B	1400	1400	150	1200 x 1200	500

Class D

Order Code	Dimensions mm			Pit Size	Mass kg
	A	B	C		
PLA-HSG44D	800	800	200	450 x 450	
PLB-HSG44D	900	900	200	600 x 600	260

PLB-HSG66D	900	900	200	600 x 600	240
PLC-HSG66D	1100	900	200	900 x 600	390
PLF-HSG66D	1100	950	200	900 x 750	
PLD-HSG66D	1100	1100	200	900 x 900	350
PLE-HSG66D	1400	1400	200	1200 x 1200	1000

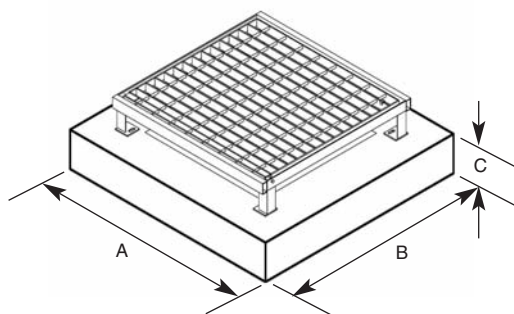
PLC-HSG96D	1300	1000	200	900 x 600	400
PLF-HSG96D	1300	1000	200	900 x 750	

PLD-HSG99D	1300	1300	200	900 x 900	360
PLE-HSG99D	1400	1400	200	1200 x 1200	700

Other class rated
grates available on
request.

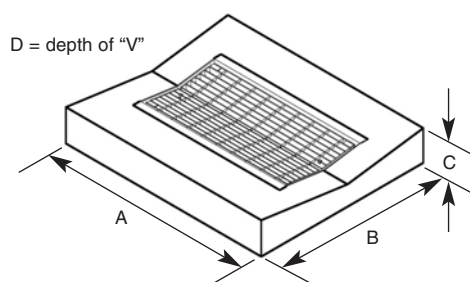
GALVANISED GRATES

RAISED SUMP GRATES & FRAMES ON CONCRETE SURROUND



Order Code	Type	Dimensions mm			Pit Size	Mass kg
		A	B	C		
PLB-RSG66	L/D	900	900	150	600 x 600	230
PLC-RSG96	L/D	1300	1000	150	900 x 600	340
PLD-RSG99	L/D	1300	1300	150	900 x 900	380
PLE-RSG1212	L/D	1400	1400	150	1200 x 1200	800

STANDARD V GRATE IN CONCRETE SURROUND



Order Code	Type	Dimensions mm				Pit Size	Mass kg
		A	B	C	D		
PLB-SVG66	H/D	900	900	200	165	600 x 600	260
PLC-SVG96	H/D	1300	1000	200	165	900 x 600	280
PLD-SVG99	H/D	1300	1300	200	145	900 x 900	660